





AHDB Dairy Mobility Score

Category of score	Score	Description of cow behaviour	Suggested action
<p>Good mobility</p> 	0	<p>Walks with even weight bearing and rhythm on all four feet, with a flat back.</p> <p>Long, fluid strides possible.</p>	<ul style="list-style-type: none"> • No action needed • Routine (preventative) foot trimming when/if required • Record mobility at next scoring session.
<p>Imperfect mobility</p> 	1	<p>Steps uneven (rhythm or weight bearing) or strides shortened; affected limb or limbs not immediately identifiable.</p>	<ul style="list-style-type: none"> • Could benefit from routine (preventative) foot trimming when/if required • Further observation recommended.
<p>Impaired mobility</p> 	2	<p>Uneven weight bearing on a limb that is immediately identifiable and/or obviously shortened strides (usually with an arch to the centre of the back).</p>	<ul style="list-style-type: none"> • Lame and likely to benefit from treatment • Foot should be lifted to establish the cause of lameness before treatment • Should be attended to as soon as practically possible.
<p>Severely impaired mobility</p> 	3	<p>Unable to walk as fast as a brisk human pace (cannot keep up with the healthy herd).</p> <p>Lame leg easy to identify – limping; may barely stand on lame leg/s; back arched when standing and walking.</p> <p>Very lame.</p>	<ul style="list-style-type: none"> • This cow is very lame and requires urgent attention, nursing and further professional advice • Examine as soon as possible • Cow will benefit from treatment • Cow should not be made to walk far and kept on a straw yard or at grass • In the most severe cases, culling may be the only possible solution.

How to score your herd

If you haven't scored your herd for a while, information and film clips can be viewed on the AHDB Dairy website: dairy.ahdb.org.uk/mobility

In general:

1. Check your herd ideally at least once a month.
2. Choose a time and a place which will allow you to observe cows, ideally on a hard (ie, concrete) non-slip surface. Monitor each cow individually allowing them to make between 6-10 uninterrupted strides. Watch the cow from the side and the rear, and if possible ensure the cow turns a corner as part of her test.
3. Record the identities of cows scoring 2 or 3 and schedule treatment within 48 hours for score 2 cows and as soon as possible for score 3 cows. Check regularly to ensure treatment is working.
4. Keep a tally of cows that are score 0 and 1.
5. If you are uncertain about the exact score of a cow, make repeat observations. If you are still unsure, examine her feet.

Key benefits of scoring

1. Every cow is regularly assessed for the early signs of poor mobility prompting foot trimming and action lists.
2. Mobility trends can be monitored to identify new problems at an early stage
3. Provision of figures for benchmarking performance.
4. General foot health awareness is increased.
5. Motivates farm staff to improve herd mobility and therefore overall herd health.

For further information on using the mobility score contact your local Extension Officer or AHDB Dairy on 024 7647 8686.